sorbact®



PHYSICAL
NOT CHEMICAL

- Binds wound bacteria rapidly and effectively.
- Reduces the bacterial load and supports the natural wound healing process.
- No undesirable side effects, no development of bacterial resistance.

ARTG 173776
ARTG 173775

sorbact®

A UNIQUE INNOVATION IN **ANTIMICROBIAL DRESSING TECHNOLOGY**

The Sorbact method is an innovative approach to reduce bioburden in wounds without using any chemically active agents. Instead,a physical principal (Hydrophobic Interaction) is used to bind bacteria and fungi to the dressing in the presence of moisture. Common pathogenic microorganisms, such as Staphylococcus aureus, Streptococcus species, E.coli, Pseudomonas aeruginosa and Candida albicans, are hydrophobic and therefore bind to the unique, proprietary green surface of Sorbact. [1]

Sorbact®eliminates wound pathogens without chemical agents

Once bound to the Sorbact dressing, bacteria and fungi are rendered inert - and are prevented from multiplying or releasing harmful toxins. They are then removed from the wound intact which allows for fast, effective natural healing.[1]

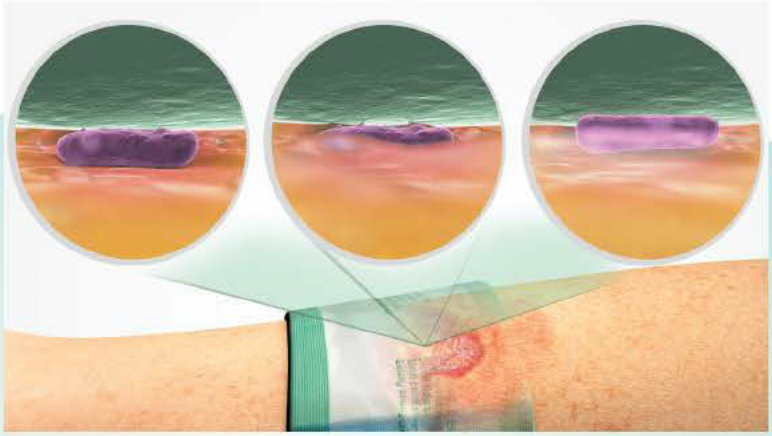

Pathogenic Micro-organisms bind to the Sorbact weave through Hydrophobic Interaction. Once bound to the Sorbact dressing they become inactive.

The Micro-organisms are removed when the dressing is changed

Indications

Sorbact can be used for all types of contaminated, colonised or infected exudating wounds, regardless of their aetiology, such as:

Chronic wounds

- Venous leg ulcers
- Diabetic ulcers
- Pressure ulcers
- Arterial ulcers prior to revascularisation

Acute wounds

- Post op and dehisced surgical wounds
- Traumatic wounds
- Post excision of fistulas or abscess

Fungal infections

- Skin folds
- Between fingers and toes

sorbact®

Advantages of the Sorbact® method:

Effective against all common wound bacteria – even against MRSA and VRE

The resistance of MRSA (methicillin-resistant Staph. aureus) and VRE (vancomycin-resistant Enterococcus) against antibiotics does not change their hydrophobic properties nor their ability to bind to Sorbact

No development of bacterial resistance

Sorbact does not use any antiseptic or antibiotic substances. Hence, treatment is not linked to any risk of development of resistant strains.

Sorbact®- fast, safe, effective

Sorbact begins to bind within seconds of application, with no upper limit to binding capacity, and has been shown to reduce the bacterial load within wounds faster than silver containing dressings.[2]

No promotion of bacterial endotoxin release

Unlike e.g. silver products, Sorbact does not destroy bacteria. Thus, endotoxin release from dead cells is prevented, and the natural wound healing is supported.

No Contraindications, non-allergenic

Safe to use on children and during pregnancy, and on patients with sensitivities to silver, and other chemical agents.

Reduces wound odour

by reducing the bacterial load.[3]

Selective Binding

Binds and removes pathogenic bacteria and fungi, as well as effectively binding and removing bacterial biofilms.[4]

Comparison of bacterial loads at day 0 and day 4[2]

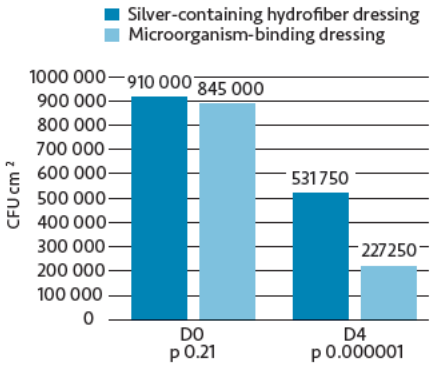

Reduction of wound pain[3]

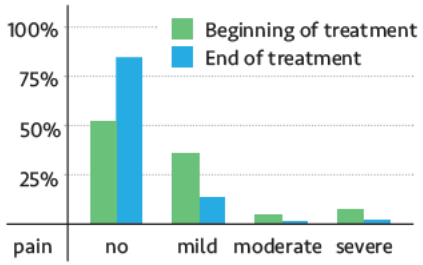

Reduction in malodour[3]

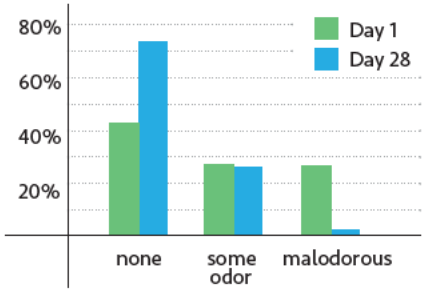

Make Sorbact® the first choice..... not the last resort

1. Ljungh A, Yanagisawa N, Wadström T (2006). Using the principle of hydrophobic interaction to bind and remove wound bacteria. J Wound Care. 15: 175-180.3.
2. Mosti et al (2015). Comparative study of two antimicrobial dressings in infected leg ulcers. J Wound Care. 24: 121-127.
3. Hampton S (2007). An evaluation of the efficiency of Sorbact in different types of non-healing wounds. Wounds UK. 3: 1-6.
4. Cooper R, Jenkins L (2009) Binding of biofilm to Cutimed Sorbact. Poster presentation. Wounds UK.

SORBACT®
PRODUCT RANGE

SORBACT® COMPRESS/WOUND CONTACT LAYER

Ref no	Size	pcs/pack	Ref no	Size	pcs/pack
S98128	4x6 cm	40	S98125	7x9 cm	40

SORBACT® GEL DRESSING

Ref no	Size	pcs/pack	Ref no	Size	pcs/pack
S98139	3x15 cm	10	S98137	7.5x15 cm	10
S98136	7.5x7.5 cm	10			

SORBACT® RIBBON GAUZE

Ref no	Size	pcs/pack	Ref no	Size	pcs/pack
S98118	1x50 cm	20	S98120	5x200 cm	10
S98121	2x50 cm	20	S98119	10x200 cm	10

SORBACT® ABSORPTION DRESSING

Ref no	Size	pcs/pack	Ref no	Size	pcs/pack
S98224	7x9 cm	20	S98225	10x10 cm	10
S98222	10x10 cm	20	S98223	10 x 20 cm	10

SORBACT® FOAM DRESSING

Ref no	Size	pcs/pack	Ref no	Size	pcs/pack
S98310	10x10 cm	10	S98320	10x20 cm	10
S98315	15x15 cm	10			

SORBACT® ROUND SWAB

Ref no	Size	pcs/pack
S98126	Ø 3 cm	70 (5 x 14)

SORBACT® SURGICAL DRESSING

Ref no	Size	pcs/pack	Ref no	Size	pcs/pack
S98140	5x7,2 cm	100	S98144	10x25 cm	20
S98141	8x10 cm	20	S98145	10x30 cm	20
S98142	8x15 cm	20	S98146	10x35 cm	20
S98143	10x20 cm	20			

SORBACT® NPWT WOUND FILLER

Ref no	Size	pcs/pack	Ref no	Size	pcs/pack
S98425	17x28 cm	40	98410	10x100 cm	10

- Dry to low
- Low to medium
- Medium to high

- Superficial
- Shallow
- Shallow + deep

- Infection prevention
- Sloughy
- Infected
- Necrotic

BAYPORT MEDICAL
A DIVISION OF BAYPORT BRANDS PTY LTD

Distributed by:
BAYPORT BRANDS Pty. Ltd.
21 Bayport Court, Mornington, VIC 3931 Australia
p: (03) 5925 9000 f: (03) 5925 9009
e: sales@bayportbrands.com.au w: bayportbrands.com.au

abigo

Manufactured by:
ABIGO Medical AB
www.abigo.com
info@abigo.com